


# EYFS Curriculum Information. My World, Your World – Autumn 1 – September 2024

Our topic during Autumn term 1 will be based upon 'My World, Your World!'. We are excited to see where our learning leads us this term, whilst getting to know our new classes. We will keep you updated with our learning via Tapestry.


Through this topic the children will explore and celebrate their likes and dislikes and celebrate their differences. Using mirrors, they will discuss how we are similar but also different, making them unique. We will celebrate that all children and people are different and our differences are what make us special. Children will produce self-portraits using paint colours and loose parts play.



We will read the story 'Elmer'. Children will celebrate how each family is unique and will have the opportunity to talk about their family and people who are special to them.





Children will learn the names of the different parts of their bodies and discover some of the different things that our bodies can do. They will explore and discover their senses and how these tell our bodies about the thing that we are seeing, hearing, smelling, touching and tasting.




There will be lots of opportunities to write and make marks, whilst writing about themselves, their families and where they live – making their mark on the world. Children will begin to write their names using their name cards to help them and explore the 'Message Centre.'



Through the book 'Once There Were Giants' the children will explore how the human body grows and changes that take place. We will begin to hear the vocabulary past, present and future.




During number time we will begin to explore the numbers 1,2,3 and 4. We will begin to subitise and compare numbers to each other.



We will explore different mediums and create lots of self-portraits, looking in detail at our facial features.

### Personal, Social and Emotional Development:

- Settling in to Reception routines
- Making new friends/how to be a good friend
- Teamwork at tidying up
- Talk about who is in my family.





### Physical Development

- Pencil control – handwriting patterns
- Hand washing
- Getting dressed as independently as possible
- Balancing

### Communication & Language:

- Expressing ideas and thoughts within small groups and as a class
- Demonstrating good listening with our peers.
- Talking about the people who care about us
- Initiate conversation with adults and peers to develop relationship



### Mathematics:

- Matching, sorting and comparing amounts
- Comparing size, mass and capacity
- Number rhymes
- Exploring Pattern
- Representing, comparing and the composition of 1,2, & 3
- Subitising to 3
- Counting / 1:1 correspondence

### Literacy:

- Developing mark making - writing opportunities within play areas to encourage experimentation
- Writing their name independently
- Daily phonics lessons: formation of letters



### Expressive Arts & Design

- Facial portraits using mirrors using different mediums
- Creating pictures of our families.
- Begin to retell stories we know.
- Joining in with rhymes and songs we know.

### Understanding the World:

- Why I am special? What makes me special?
- How am I unique?
- The different people in my family
- Parts of my body and the Senses
- How have I changed?



### Religious Education

#### **Being Special: Where do we belong?**

- Be aware that different faiths believe people are special.
- To recognise that each person is special.
- To know that belonging is shown in different ways for different faiths.